

Children's Catechesis

New Check In/Out Process

Beginning April 7th

We will start a check-in/out process for catechesis (levels 1 & 2) in order to better serve and provide greater safety for our families.

IMPORTANT:

Please update or create your CCB (Church Community Builder) account by April 7th.

Create a New CCB Account:

<https://htac.ccbchurch.com/goto/forms/6/responses/new>



Mark Summers at mark@holytrinityanglicanchurch.org (CCB Questions)
Jeff Stone at jeff@holytrinityanglicanchurch.org (Check-In Questions)

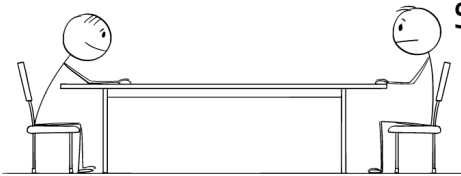


Catechesis Check-In/Out Process




Step 1 - Check-In at Foyer

Find Catechesis teachers in the Foyer (the ones with an iPad and smiles). Enter your phone number, select your children and the class they will be attending. Put the name tag on your child and the matching tag on yourself.




Step 2 - Find Your Seats

This is the easiest part - keep your children with you as you find your seats and enjoy fellowship.



Step 3 - Send Kids to Class

Before the sermon starts, the pastor will dismiss children to line up and follow their teachers back to class.



Step 4 - Check-Out

at Classroom

During "passing of the peace," take your matching tag and check-out your child from their classroom.

Children's Welcome and Check-In

It's best if you arrive a few minutes before the second service to allow enough time to check in before worship. There will be a new welcome and check-in station visible in the foyer upon arrival.

Volunteers will be stationed to help.